

KNOW YOUR RIGHTS

ALWAYS REMEMBER IN ANY SITUATION:

- 1 Anything you say can be used against you.
- 2 You have the right to remain silent. If you wish to remain silent, say it out loud or show your Know Your Rights card.
- 3 Always carry U.S. Identification and copies of immigration documents.
- 4 Never carry false documents or documents from another country.
- 5 Never lie to officers.
- 6 You have the right to speak with your attorney.
- 7 Never run in a raid or if you are approached by officers.
- 8 Never physically fight back if you are being arrested or detained.
- 9 You have the right to refuse to sign anything before speaking with your attorney. Don't sign anything without your attorney present.
- 10 If you are in police custody or detention, do not discuss your immigration information or criminal history with ANYONE other than your attorney. Do not even tell them where you are from.
- 11 If you are questioned or in a raid, write down what happened in detail as soon as it is safe to do so. Tell your attorney and your support groups right away.
- 12 Memorize your immigration attorney's phone number.


KNOW YOUR RIGHTS

AT HOME

- 1 Do not open the door.
- 2 Ask if they have a judicial warrant signed by a judge with the **correct address** and names of people they seek and to show it to you through a window
- 3 Remain Silent: Do not answer questions without talking to your attorney first. If you choose to speak, do not lie.
- 4 Under Arkansas law you must provide your real name.
- 5 Do not sign anything ICE or the police give you without talking to an attorney.
- 6 If agents force themselves into your home, remain calm, take pictures, video, and take notes of the number of agents, their badge numbers, and exactly what happened.
- 7 Agents may use mobile fingerprinting devices during raids. You have the right to refuse but they may still force you to. Say out loud, "I do not consent to be fingerprinted." Do not resist but do collect their information so you can challenge it in court.



This is an example of a **Judicial warrant** signed by a judge



Administrative warrant signed by an ICE agent
(NOT a legal basis for an ICE official to enter your home)

KNOW YOUR RIGHTS IN YOUR CAR

- 1 Remain calm. Do not run or drive away.
- 2 If you are pulled over in Arkansas, you must identify yourself by telling them your full legal name. In some states you might have to show an ID, or provide an address. You have the right to not answer any other questions without speaking to your attorney.
- 3 Do not carry any false or fraudulent documents with you.
- 4 If asked to present ID and you do not have a government-issued ID, you may use the following:
 - ▶ School ID, Library Card, Member ID of Organization, City-Issued Card, or Bank ID Card
 - ▶ If you do not have any of these, you may resort to using an ID that comes from a country other than the U.S., but be aware that this can be used as evidence that you are not from the U.S. and may trigger further questions (remember: **you have the right to remain silent**).
- 5 Do not reveal your immigration status or country of origin to the law enforcement officer or immigration official.

Pursuant to judicial determination, bond has been set at: **\$ 50.00**

IN THE CIRCUIT COURT OF WASHINGTON COUNTY, ARKANSAS

STATE OF ARKANSAS }
} ss. No. 72CR-16-
COUNTY OF WASHINGTON }

ARREST WARRANT

TO ANY DEPUTY, CONSTABLE, POLICEMAN OR LAW ENFORCEMENT OFFICER IN THE STATE OF ARKANSAS:

It appearing upon information that there are reasonable grounds for believing that

CHRISTOPHER ROBIN COZINE (DOB: 11-22-82, W/M) has committed the offense of

COUNT 1: FAILURE TO APPEAR, in violation of ACA §5-7-1-1(b)(2)(C), Class: C, Felony, on underlying POSSESSION OF METAMPHETAMINE (F. Felony), in violation of ACA §5-7-1-1(b)(2)(C).

In the County of Washington, State of Arkansas, you are commanded forthwith to arrest **CHRISTOPHER ROBIN COZINE** and bring him before the Judge of this Court to answer said information and to be dealt with according to the law.

Witness my hand and seal of said Court, this 7 day of November, 2018.

Circuit or District Judge or
Kyle Sylvester, Circuit Clerk, as directed
by the Court


By: Deputy Clerk, as directed by the
Circuit Clerk

Served by: _____ Date: _____
Originating Agency: WCSO

Arkansas Judiciary

Case Title: STATE V CHRISTOPHER ROBIN COZINE
Case Number: 72CR-16-3487
Type: FTA WARRANT ISSUED

So Ordered


Natalia Mancusi, Washington County
Deputy Clerk


Electronically signed by WMSJTCALF on 2018-11-08 14:55:57 page 2 of 2

This is an
example of an
Arrest Warrant

KNOW YOUR RIGHTS

AT WORK

- 1 Remain Silent.
- 2 Remain Calm. Do not Run. Do not Lie.
- 3 Your Employer has the right to ask for a judicial warrant signed by a judge. Show your valid documentation or a copy of your pending process.
- 4 Ask for a judicial warrant signed by a judge and ask if your name is on it and if so, ensure that it is spelled correctly.
- 5 Do not sign anything.
- 6 Do not consent to being searched. Verbally say, "I do not consent to being searched."
- 7 Do not agree to what ICE asks. For example, do not follow them to their office, to immigration offices like USCIS or do not agree to meet them for coffee.



This is an example of a **Judicial warrant** signed by a judge

